

Model 4610 Accelerometer



MEMS Accelerometer
DC Response, Ultra-Stable
Advanced Temp Compensation
Signal Conditioned Output
5,000g Over-Range Protection



The **Model 4610** is an ultra-stable MEMS accelerometer ideal for static and dynamic applications. The accelerometer offers integral temperature compensation with dynamic range from ± 2 to $\pm 500g$. The model 4610 incorporates a gas damped MEMS element with mechanical overload stops that provide shock protection to 5,000g. The accelerometer has an operating temperature range of -55°C to $+125^{\circ}\text{C}$.

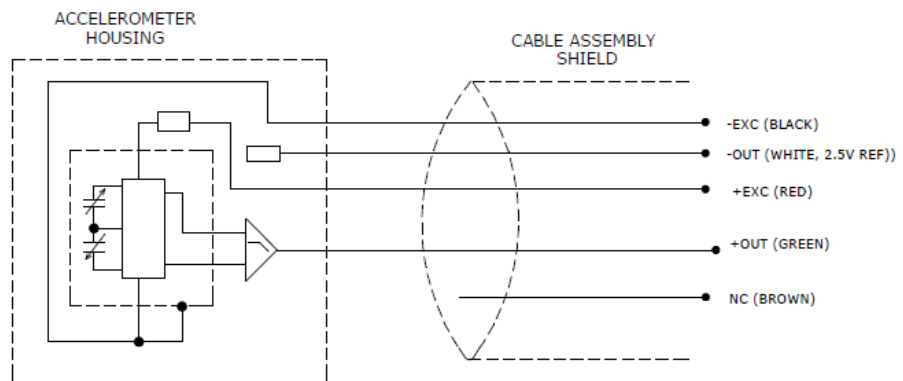
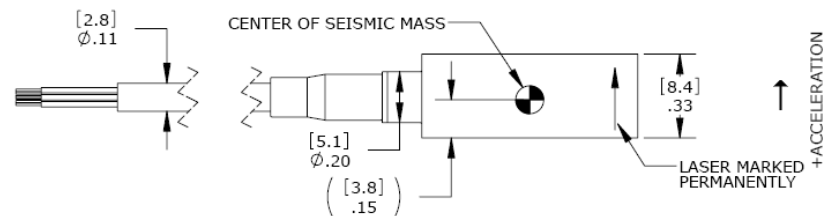
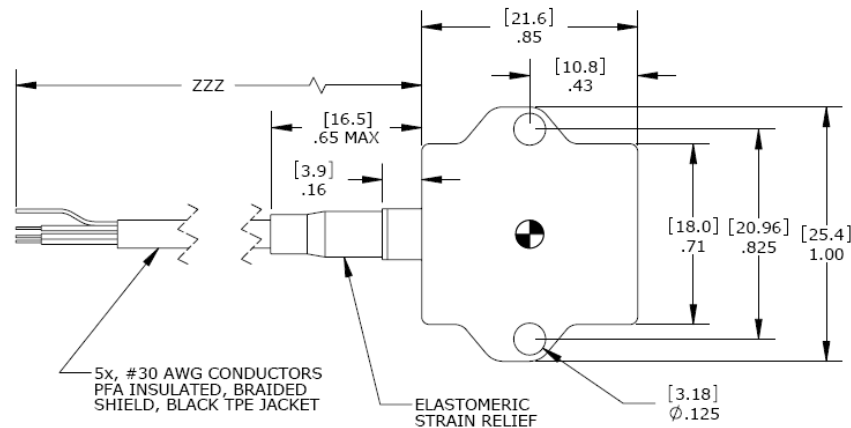
FEATURES

- $\pm 2g$ to $\pm 500g$ Dynamic Range
- 5000g Shock Protection
- -55°C to $+125^{\circ}\text{C}$ Operating Range
- 8 to 36Vdc Excitation Voltage
- Gas Damping, DC Response
- Integral Cable
- Temperature Compensated

APPLICATIONS

- Low Frequency Monitoring
- Transportation
- Test & Instrumentation
- Machine Control
- Road Vehicle Testing

dimensions



Model 4610 Accelerometer

performance specifications

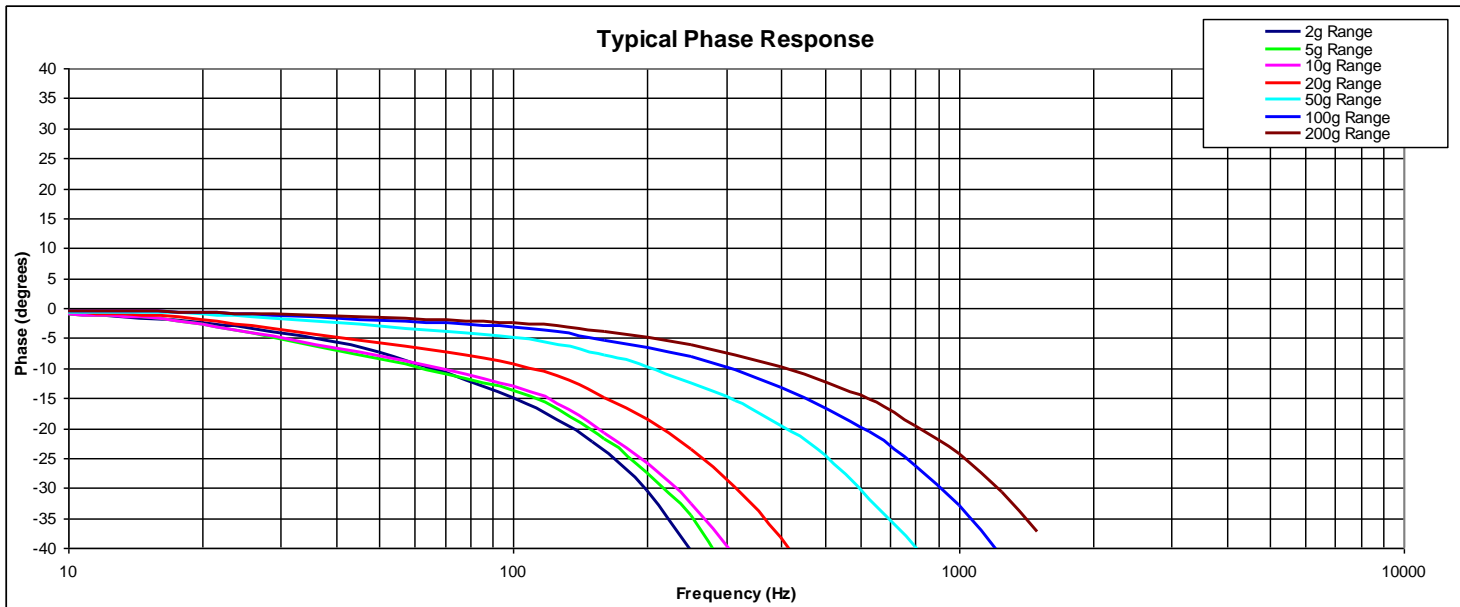
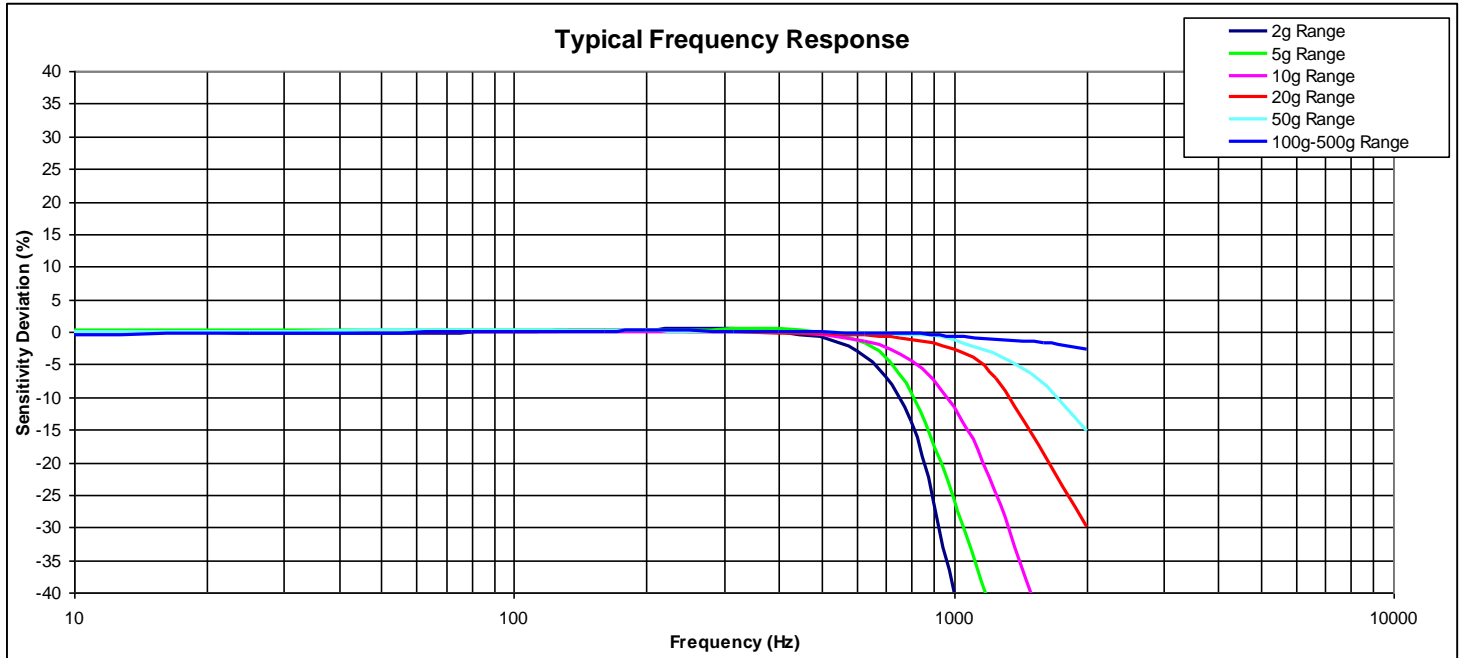
All values are typical at +24°C, 100Hz and 12Vdc excitation unless otherwise stated. Measurement Specialties reserves the right to update and change these specifications without notice. Standard product parameters are described in PSC-1004 for Plug & Play DC Accelerometers.

Parameters									Notes
DYNAMIC									
Range (g)	±2	±5	±10	±20	±50	±100	±200	±500	
Sensitivity (mV/g)	1000	400	200	100	40	20	10	4	
Frequency Response (Hz)	0-250	0-700	0-1000	0-1000	0-1000	0-1500	0-1500	0-1500	±5% ¹
Natural Frequency (Hz)	700	800	1000	1500	4000	6000	8000	10000	
Non-Linearity (%FSO)	±0.5	±0.5	±0.5	±0.5	±0.5	±0.5	±0.5	±0.5	
Transverse Sensitivity (%)	<3	<3	<3	<3	<3	<3	<3	<3	<1 Typical
Damping Ratio	0.7	0.7	0.7	0.7	0.7	0.7	0.6	0.5	
Shock Limit (g)	5000	5000	5000	5000	5000	5000	5000	5000	
Residual Noise (µV RMS)	500	500	500	550	500	500	500	400	Passband
Spectral Noise (µg/√Hz)	35	72	125	208	316	516	1033	2582	Passband
ELECTRICAL									
Zero Acceleration Output (mV)	±50								Differential
Excitation Voltage (Vdc)	8 to 36								
Excitation Current (mA)	<5								
Bias Voltage (Vdc)	2.5								
Output Resistance (Ω)	<100								
Full Scale Output Voltage (V)	±2								
Insulation Resistance (MΩ)	>100								@100Vdc
Turn On Time (msec)	<100								
Ground Isolation	Isolated from Mounting Surface								
ENVIRONMENTAL									
Thermal Zero Shift (%FSO/°C)	±0.004								Typical
Thermal Sensitivity Shift (%/°C)	±0.010								Typical
Operating Temperature (°C)	-55 to 125								
Storage Temperature (°C)	-55 to 125								
Housing (Active Element & Electronics)	Hermetic Solder Seal								
Humidity (Housing)	Epoxy Seal, IP65								
PHYSICAL									
Case Material	Anodized Aluminum								
Cable	5x #30 AWG Conductors PFA Insulated Leads, Braided Shield, TPE Jacket								
Weight (grams)	6 (cable not included)								
Mounting	2x #4 or M3 Screws								
Mounting Torque	6 lb-in (0.7 N-m)								
Calibration supplied:	CS-FREQ-0100	NIST Traceable Amplitude Calibration from 20Hz to ±5% Frequency Response Limit ¹							
Supplied accessories:	AC-A02285	2x #4-40 (7/16 length) Socket Head Cap Screw and Washer							
Optional accessories:	AC-D02669 121	Triaxial Mounting Block 3-Channel Precision Low Noise DC Amplifier							

The information in this sheet has been carefully reviewed and is believed to be accurate; however, no responsibility is assumed for inaccuracies. Furthermore, this information does not convey to the purchaser of such devices any license under the patent rights to the manufacturer. Measurement Specialties, Inc. reserves the right to make changes without further notice to any product herein. Measurement Specialties, Inc. makes no warranty, representation or guarantee regarding the suitability of its product for any particular purpose, nor does Measurement Specialties, Inc. assume any liability arising out of the application or use of any product or circuit and specifically disclaims any and all liability, including without limitation consequential or incidental damages. Typical parameters can and do vary in different applications. All operating parameters must be validated for each customer application by customer's technical experts. Measurement Specialties, Inc. does not convey any license under its patent rights nor the rights of others.

Model 4610 Accelerometer

performance specifications



ordering info

PART NUMBERING Model Number+Range+Cable Length

4610-GGG-ZZZ-C

| |
 | | Cable (060 is 60 inches)
 | | Range (020 is 20g)

Example: 4610-020-060-C
Model 4610, 20g, 60" (5ft) Cable