


Hybrid III ATD – 5th Female RibEye™ **A Better Way to Measure Thorax Displacement**




RibEye Advantages


- Multiple point measurement: 12 points @ 10 kHz sample rate, captures linear and oblique loads
- Multiple-axis: measures X and Y positions for each LED
- Non-contact: no mechanical linkages between spine and ribs
- Shows seat-belt loading effects on all ribs
- Simple installation of LEDs
- Interfaces with existing data acquisition systems: open protocol for RibEye operation by DAS software
- Meets ISO 6487-2000 and SAE J211 specifications

Measurement Capabilities

- Accuracy
 - +/- 0.2 mm typical
 - +/- 1 mm max. error
- Range
 - X axis: up to 60 mm chest compression
 - Y axis: +/- 75 mm from center of spine
 - Z axis from top rib to bottom rib
- Acquisition time @ 10 kHz sample rate
 - 30,000 ms (30 seconds) in RAM
 - 2 seconds in flash memory
 - (500 ms pre-trigger/1500 ms post-trigger)
- Temperature range
 - Operating, -18°-38°C (0°-100°F)
 - Max. accuracy, 18°-29°C (65°-85°F)



RibEye Components



- A 12 LEDs mounted on ribs at measurement points
- B Two optical sensor heads to derive LED positions
- C LED connector blocks built into sensor heads
- D RibEye controller mounted in back of spine
- E New spine modified for mounting the RibEye
- F Trunk box (power, trigger, and communications connectors), located externally

Other information

- PC-based control software exports data in Diadem, ISO, or CSV formats (PC not included)
- Power requirement:
 - 12-36 Volts DC
 - 8.3 W (data acquisition)
 - 5.3 W (idle)
 - 12.3 W (max.)
- U.S. Patent Number 7508530
- For more data, please see our website literature, including papers from the 2011 ESV Conference about third-party testing using the RibEye

www.boxborosystems.com

RibEye Ver 3.0

Connect/Setup Plot Live Display Export

RibEye Status
Connected - Idle

RibEye Type: 50th Male
Serial Number: 00075
Calibration Date: 25 January 2010
Firmware Version: 50 S0005

Connect to RibEye via: IP Address
Ethernet 192.168.0.152 DISCONNECT
Find RibEyes

RibEye Installed in ATD: Hill 50TH
Trigger Setting: Rising Edge
Show Current XY's

ISO Test Object: 1 - Vehicle 1
ISO Position: 1 - Front Left

LED	RIB	POSITION	ISO CODES	X (mm)	Y (mm)
1	1	LEFT	1 1 RIBS 01 LE H3 DS X/Y	0.0	0.0
2	2	LEFT	1 1 RIBS 02 LE H3 DS X/Y	0.0	0.0
3	3	LEFT	1 1 RIBS 03 LE H3 DS X/Y	0.0	0.0
4	4	LEFT	1 1 RIBS 04 LE H3 DS X/Y	0.0	0.0
5	5	LEFT	1 1 RIBS 05 LE H3 DS X/Y	0.0	0.0
6	6	LEFT	1 1 RIBS 06 LE H3 DS X/Y	0.0	0.0
7	1	RIGHT	1 1 RIBS 01 RT H3 DS X/Y	0.0	0.0

ARM

Data Buffer Operation: Circular Linear

ERASE MEMORY

Data to collect after Trigger (ms): 2000

DOWNLOAD DATA

Data in RibEye (ms)
Start Time: -500 Stop Time: 1500
Data To Download (ms)
Start Time: -10 Stop Time: 400

© 2012, Boxboro Systems LLC