

Model 4630 Accelerometer



MEMS Triaxial Accelerometer
 DC Response
 Accurate Temp Compensation
 Signal Conditioned Output
 10,000g Over-Range Protection



The **Model 4630** is a low noise triaxial accelerometer offering both static and dynamic response. The silicon MEMS accelerometer incorporates integral temperature compensation that provides stable output over a wide operating range. The three independent circuit assemblies are hermetically sealed and can operate on common or separate power supplies. The advanced MEMS sensing elements are gas damped in order to provide a wide stable frequency response.

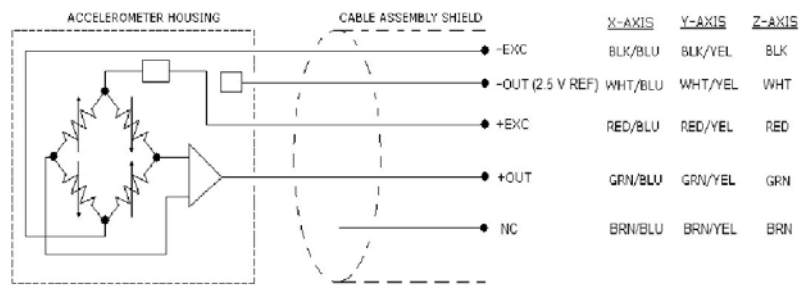
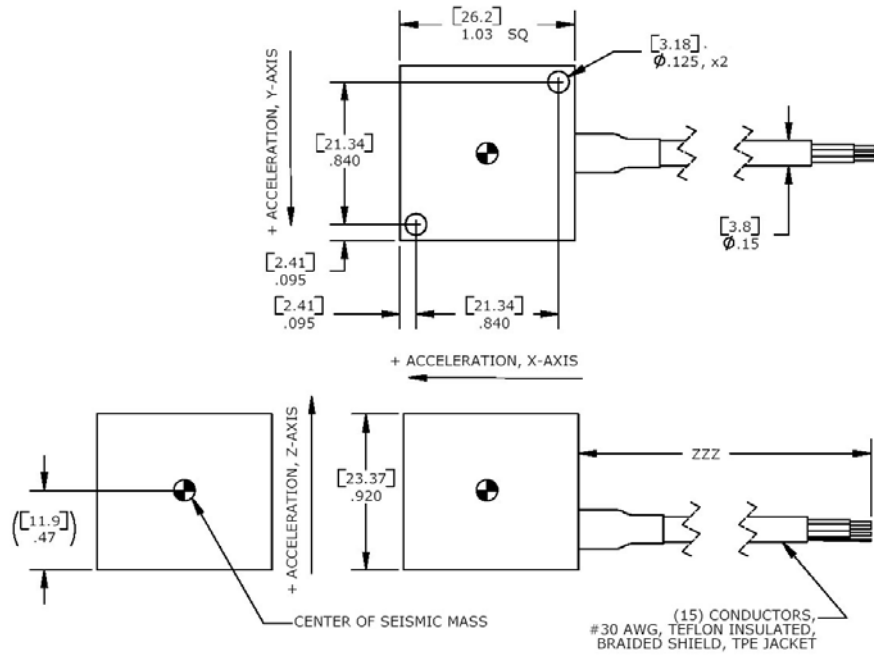
FEATURES

- Low Noise
- Three Independent Circuits
- Lower Current Consumption
- Ranges: $\pm 2g$ to $\pm 500g$
- DC Response
- High Over-Range Protection
- Temperature Compensation
- Low Transverse Sensitivity

APPLICATIONS

- Transportation
- Vibration/Shock Monitoring
- Road Vehicle Testing
- Low Frequency Applications
- Modal Analyses

dimensions



Model 4630 Accelerometer

performance specifications

All values are typical at +24°C, 100Hz and 12Vdc excitation unless otherwise stated. Measurement Specialties reserves the right to update and change these specifications without notice.

Parameters

DYNAMIC

	±2	±5	±10	±20	±50	±100	±200	±500	Notes
Range (g)									
Sensitivity (mV/g)	1000	400	200	100	40	20	10	4	
Frequency Response (Hz)	0-150	0-300	0-400	0-600	0-800	0-1000	0-1000	0-1200	±5%
Natural Frequency (Hz)	700	800	1000	1500	4000	6000	8000	10000	
Non-Linearity (%FSO)	±0.5	±0.5	±0.5	±0.5	±0.5	±0.5	±0.5	±0.5	
Transverse Sensitivity (%)	<3	<3	<3	<3	<3	<3	<3	<3	<1 Typical
Damping Ratio	0.7	0.7	0.7	0.7	0.7	0.7	0.6	0.5	
Shock Limit (g)	10000	10000	10000	10000	10000	10000	10000	10000	

ELECTRICAL

Zero Acceleration Output (mV)	±50	±50	±50	±50	±50	±50	±50	±50	Differential
Excitation Voltage (Vdc)	8 to 36	8 to 36	8 to 36	8 to 36	8 to 36	8 to 36	8 to 36	8 to 36	
Excitation Current (mA)	<5	<5	<5	<5	<5	<5	<5	<5	
Bias Voltage (Vdc)	2.5	2.5	2.5	2.5	2.5	2.5	2.5	2.5	
Output Resistance (Ω)	<100	<100	<100	<100	<100	<100	<100	<100	
Insulation Resistance (MΩ)	>100	>100	>100	>100	>100	>100	>100	>100	@100Vdc
Turn On Time (msec)	<100	<100	<100	<100	<100	<100	<100	<100	
Residual Noise (μV RMS)	500	300	300	350	400	400	400	400	Passband
Ground Isolation	Isolated from Mounting Surface								

ENVIRONMENTAL

Thermal Zero Shift (%FSO/°C)	±0.008	±0.008	±0.008	±0.008	±0.008	±0.008	±0.008	±0.008	Typical
Thermal Sensitivity Shift (%/°C)	±0.010	±0.010	±0.010	±0.010	±0.010	±0.010	±0.010	±0.010	Typical
Operating Temperature (°C)	-55 to 125								
Compensated Temperature (°C)	-40 to 100								
Storage Temperature (°C)	-55 to 125								

PHYSICAL

Case Material	Anodized Aluminum
Cable	Teflon Insulated Leads, Braided Shield, TPE Jacket
Weight (grams)	40
Mounting	2x #4 or M3 Screws
Mounting Torque	6 lb-in (0.7 N-m)
AWG	#32

Wiring color code:

X-axis: +Excitation = Red/Blu; -Excitation = Blk/Blu; +Output = Grn/Blu; -Output = Wht/Blu; Programming = Brn/Blu
 Y-axis: +Excitation = Red/Yel; -Excitation = Blk/Yel; +Output = Grn/Yel; -Output = Wht/Yel; Programming = Brn/Yel
 Z-axis: +Excitation = Red; -Excitation = Black; +Output = Green; -Output = White; Programming = Brown
 (brown wires are used for programming and are not to be connected)

Supplied accessories: AC-D02855 2x #4-40 (1^{1/8} length) Socket Head Cap Screw and Washer

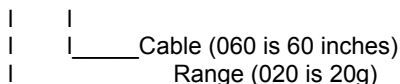
Optional accessories: 101 Three Channel DC Signal Conditioner Amplifier

The information in this sheet has been carefully reviewed and is believed to be accurate; however, no responsibility is assumed for inaccuracies. Furthermore, this information does not convey to the purchaser of such devices any license under the patent rights to the manufacturer. Measurement Specialties, Inc. reserves the right to make changes without further notice to any product herein. Measurement Specialties, Inc. makes no warranty, representation or guarantee regarding the suitability of its product for any particular purpose, nor does Measurement Specialties, Inc. assume any liability arising out of the application or use of any product or circuit and specifically disclaims any and all liability, including without limitation consequential or incidental damages. Typical parameters can and do vary in different applications. All operating parameters must be validated for each customer application by customer's technical experts. Measurement Specialties, Inc. does not convey any license under its patent rights nor the rights of others.

ordering info

PART NUMBERING Model Number+Range+Cable Length

4630-GGG-CCC



Example: 4630-020-060

Model 4630, 20g, 60" (5ft) Cable